



AGENDA

- 1. CALL TO ORDER BY MAYOR KEVIN COTTON**
- 2. PLEDGE OF ALLEGIANCE**
- 3. INVOCATION**
- 4. ROLL CALL**
- 5. APPROVAL OF MINUTES**
 - A. Minutes of December 15, 2025
- 6. APPROVAL OF BILLS AND PAYROLL**
 - A. Bills and Payroll
- 7. DEPARTMENT REPORTS**
 - A. Fire Department Report
 - B. Police Department Report
 - C. Zoning Department Report
 - D. Business Licenses Report
- 8. COUNCIL COMMITTEE REPORTS**
 - A. Appointment of Chairperson of City Council
- 9. NEW BUSINESS**
 - A. Resolutions
 - A. Declare Bubble Buddies Golf Carts as surplus property.
 - B. Municipal Orders
 - A. Re-Appointment of Glenda Seaton to Tourism Advisory Board - Municipal Order 2026-01
- 10. EXECUTIVE ORDERS**
 - A. Executive Order relating to the appointment of City Council Committee Assignments - 2026-01
- 11. ADJOURNMENT**



MINUTES

1. **CALL TO ORDER BY MAYOR KEVIN COTTON**

2. **PLEDGE OF ALLEGIANCE**

3. **INVOCATION**

4. **ROLL CALL**

Present: Council Member Misty Cavanaugh, City Council Member Marvin Hightower, Council Member Adam Townsend, City Council Member Larry Noffsinger, Council Member Frank Stevenson

Absent: City Council Member Glenda Wade

5. **APPROVAL OF MINUTES**

A. Minutes of December 1, 2025

RESULT: Approval of Minutes of December 1, 2025
MOVER: City Council Member Larry Noffsinger
SECONDER: City Council Member Marvin Hightower
AYES: Misty Cavanaugh, Marvin Hightower, Adam Townsend, Larry Noffsinger, Frank Stevenson
NOES: None
ABSTAIN: None

6. **APPROVAL OF BILLS AND PAYROLL**

A. Bills and Payroll

RESULT: Approval of Bills and Payroll
MOVER: City Council Member Marvin Hightower
SECONDER: Council Member Frank Stevenson
AYES: Misty Cavanaugh, Marvin Hightower, Adam Townsend, Larry Noffsinger, Frank Stevenson
NOES: None
ABSTAIN: None

7. **ANNOUNCEMENTS & RECOGNITION**

- A. Brad Long, Deputy City Administrator, served as a panelist at the ICSC New York Conference. Madisonville recognized in ICSC Magazine.

8. DEPARTMENT REPORTS

- A. Fire Department Report
Chief Jason Eli
- B. Police Department Report
Police Chief Steve Bryan
- C. Planning & Zoning Report
Zoning Administrator Mandy Todd

9. NEW BUSINESS

- A. Resolutions

- A. 2025-41 Declare Equipment from the Electric Department as Surplus

RESULT: Approval of Surplus Items from Electric Department
MOVER: City Council Member Larry Noffsinger
SECONDER: Council Member Frank Stevenson
AYES: Misty Cavanaugh, Marvin Hightower, Adam Townsend, Larry Noffsinger, Frank Stevenson
NOES: None
ABSTAIN: None

- B. 2025-42 Declare vehicles and equipment from Wastewater Collection as Surplus

RESULT: Approval of Surplus Items from Wastewater Collection
MOVER: City Council Member Larry Noffsinger
SECONDER: Council Member Adam Townsend
AYES: Misty Cavanaugh, Marvin Hightower, Adam Townsend, Larry Noffsinger, Frank Stevenson
NOES: None
ABSTAIN: None

- C. Resolution to declare generator from the Police Department as surplus property.

RESULT: Approval of Surplus Items from Police Department
MOVER: Council Member Frank Stevenson
SECONDER: City Council Member Larry Noffsinger
AYES: Misty Cavanaugh, Marvin Hightower, Adam Townsend, Larry Noffsinger, Frank Stevenson
NOES: None

ABSTAIN: None

B. Municipal Orders

A. Re-appointment of Genia Matchem to the Tourism Advisory Board -
Municipal Order 2025-39

RESULT: Approval of Re-appointment of Genia Matchem to Tourism
Advisory Board

MOVER: City Council Member Marvin Hightower

SECONDER: City Council Member Larry Noffsinger

AYES: Misty Cavanaugh, Marvin Hightower, Adam Townsend, Larry
Noffsinger, Frank Stevenson

NOES: None

ABSTAIN: None

10. ADJOURNMENT

RESULT: Adjourn

MOVER: Council Member Adam Townsend

SECONDER: City Council Member Larry Noffsinger

AYES: Misty Cavanaugh, Marvin Hightower, Adam Townsend, Larry
Noffsinger, Frank Stevenson

NOES: None

ABSTAIN: None

	A	B	C	E
1			Bills and Payroll for Council Meeting 1/20/26	
2	Co#		Fund Name	
3	100		General 12/31/25	\$ 242,798.15
4			1/9/2026	\$ 196,135.97
5				
6				
7			Total General Fund	\$ 438,934.12
8	190		Sanitation & Maintenance 12/31/25	\$ 35,937.93
9			1/9/2026	\$ 51,308.41
10				
11				
12			Total Sanitation & Maintenance	\$ 87,246.34
13	200		Electric/Utility Office 12/31/25	\$ 37,875.28
14			1/9/2025	\$ 82,409.95
15				
16				
17			Total Electric/Utility Office	\$ 120,285.23
18	210		Water and Filter 12/31/25	\$ 20,760.61
19			1/9/2026	\$ 117,114.42
20				
21				
22			Total Water Filter	\$ 137,875.03
23	210		Waste Water Collection and Treatment 12/31/25	\$ 39,121.46
24			1/9/2026	\$ 118,214.90
25				
26				
27			Total Wastewater Collection and Treatment	\$ 157,336.36
28				
29	Co#	Dept #	Department Name	Amount
30	100	Various	Governmental	\$ 64,212.93
31	100	2100	Police	\$ 189,103.61
32	100	2300	Fire	\$ 191,466.00
33	100	3300	Transportation	\$ 30,495.70
34	100	5000	Cemetery	\$ 3,357.60
35	100	7000	Park	\$ 25,323.38
36	190	3100	Sanitation	\$ 56,936.28
37	190	3200	Maintenance Garage	\$ 8,915.45
38	200	1000/4500	Light Fund	\$ 101,074.99
39	200	2000	Wastewater Treatment	\$ 21,224.00
40	200	2001	Wastewater Collection	\$ 37,757.92
41	200	4700/4600	Water and Filter	\$ 63,908.02
42			Total Payroll	\$ 793,775.88
43			Number of Employees Paid January 16, 2026	
44			See next page	

CMP	DEPT	NAME	REGULAR	OVERTIME	SPC-OVT	TOTAL
100	1100	ELECTED OFFICIALS	7,221.20	.00	.00	7,221.20
100	1200	ADMINISTRATION	25,633.62	96.36	.00	25,729.98
100	1400	FINANCE	19,158.84	74.99	.00	19,233.83
100	1500	CITY CLERK	3,169.23	.00	.00	3,169.23
100	1700	ZONING	4,309.46	.00	.00	4,309.46
100	1900	CITY ENGINEER	.00	.00	.00	.00
100	2200	ALCOHOLIC BEVERAGE	2,433.85	.00	.00	2,433.85
100	2400	RESTAURANT TAX	2,115.38	.00	.00	2,115.38
		Total Government	64,041.58	171.35	.00	64,212.93
100	2100	POLICE DEPT-MADISO	164,182.11	15,794.93	.00	179,977.04
100	2150	POLICE FICA	8,583.94	542.63	.00	9,126.57
		Total Police	172,766.05	16,337.56	.00	189,103.61
100	2300	FIRE DEPT-MADISONV	138,641.32	50,298.11	1,025.77	189,965.20
100	2350	FIRE FICA/NON HAZA	1,500.80	.00	.00	1,500.80
		Total Fire	140,142.12	50,298.11	1,025.77	191,466.00
100	2400	RESTAURANT TAX	.00	.00	.00	.00
		Total Restaurant T	.00	.00	.00	.00
100	3300	TRANSPORTATION DEP	30,391.54	104.16	.00	30,495.70
		Total Transportati	30,391.54	104.16	.00	30,495.70
100	5000	CEMETERY DEPARTMEN	3,357.60	.00	.00	3,357.60
		Total Cemetery	3,357.60	.00	.00	3,357.60
100	7000	PARK DEPARTMENT	24,872.38	451.00	.00	25,323.38
100	7100	POOL EMPLOYEES	.00	.00	.00	.00
		Total Park	24,872.38	451.00	.00	25,323.38
190	3100	SANITATION DEPARTM	53,863.39	3,072.89	.00	56,936.28
		Total Sanitation	53,863.39	3,072.89	.00	56,936.28
190	3200	MAINTENANCE SHOP	8,539.42	376.03	.00	8,915.45
195	3200	MAINTENANCE GARAGE	.00	.00	.00	.00
		Total Maintenance	8,539.42	376.03	.00	8,915.45
200	1000	UTILITY OFFICE	29,070.73	250.42	.00	29,321.15
200	1001	METER READING	.00	.00	.00	.00
200	4500	LIGHT DISTRIBUTION	71,586.20	167.64	.00	71,753.84
		Total Utility Offi	100,656.93	418.06	.00	101,074.99
210	2000	WASTEWATER TREATME	21,090.66	133.34	.00	21,224.00
210	2001	WASTEWATER COLLECT	37,408.57	349.35	.00	37,757.92
		Total Wastewater T	58,499.23	482.69	.00	58,981.92
211	4600	FILTER DEPARTMENT	25,392.45	1,465.88	.00	26,858.33
211	4700	WATER DEPARTMENT	35,611.20	1,438.49	.00	37,049.69
		Total Water	61,003.65	2,904.37	.00	63,908.02
330	6000	MADISONVILLE SPORT	.00	.00	.00	.00
		Total Sports Comp	.00	.00	.00	.00
		Grand Totals	718,133.89	74,616.22	1,025.77	793,775.88

CMP	DEPT	NAME	DATE	TOTAL	FULL	PART
100	1100	ELECTED OFFICIALS	1/16/26	7	1	6
100	1200	ADMINISTRATION	1/16/26	10	9	1
100	1400	FINANCE	1/16/26	8	7	1
100	1500	CITY CLERK	1/16/26	1	1	
100	1600	AIRPORT	1/16/26	4	3	1
100	1700	ZONING	1/16/26	2	2	
100	1800	HUMAN RESOURCES	1/16/26	5	4	1
100	2100	POLICE DEPT-MADISONVILLE	1/16/26	56	50	6
100	2150	POLICE FICA	1/16/26	8	3	5
100	2151	DISPATCH	1/16/26	17	16	1
100	2200	ALCOHOLIC BEVERAGE CONTROL	1/16/26	1	1	
100	2300	FIRE DEPT-MADISONVILLE	1/16/26	67	67	
100	2350	FIRE FICA/NON HAZARDOUS	1/16/26	1	1	
100	2400	RESTAURANT TAX	1/16/26	1	1	
100	3300	TRANSPORTATION DEPT	1/16/26	16	16	
100	5000	CEMETERY DEPARTMENT	1/16/26	2	2	
100	7000	PARK DEPARTMENT	1/16/26	20	14	6
100	7200	MAHR PARK	1/16/26	10	6	4
190	3100	SANITATION DEPARTMENT	1/16/26	31	29	2
190	3200	MAINTENANCE SHOP	1/16/26	4	4	
200	1000	UTILITY OFFICE	1/16/26	15	15	
200	4500	LIGHT DISTRIBUTION DEPT	1/16/26	21	21	
210	2000	WASTEWATER TREATMENT	1/16/26	9	9	
210	2001	WASTEWATER COLLECTION	1/16/26	19	19	
210	2002	ENGINEERING & STORMWATER	1/16/26	4	4	
211	4600	FILTER DEPARTMENT	1/16/26	13	13	
211	4700	WATER DEPARTMENT	1/16/26	19	19	
		Totals		371	337	34

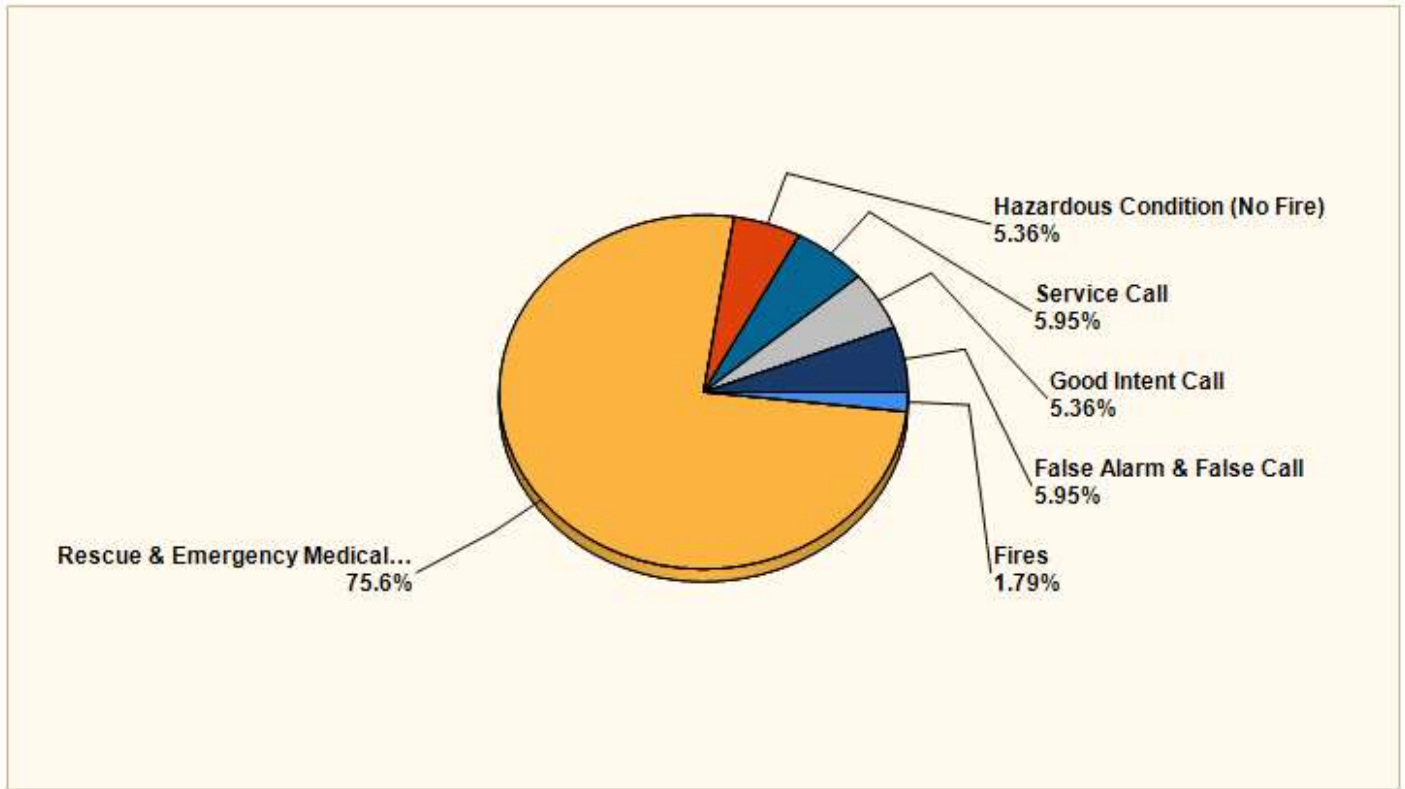
CMP	DEPT	NAME	REGULAR	OVERTIME	SPC-OVT	TOTAL
100	1100	ELECTED OFFICIALS	.00	.00	.00	.00
100	1200	ADMINISTRATION	363.08	4.25	.00	367.33
100	1400	FINANCE	335.36	2.25	.00	337.61
100	1500	CITY CLERK	.00	.00	.00	.00
100	1700	ZONING	70.00	.00	.00	70.00
100	1900	CITY ENGINEER	.00	.00	.00	.00
100	2200	ALCOHOLIC BEVERAGE	.00	.00	.00	.00
100	2400	RESTAURANT TAX	.00	.00	.00	.00
		Total Government	768.44	6.50	.00	774.94
100	2100	POLICE DEPT-MADISO	4,422.00	327.00	.00	4,749.00
100	2150	POLICE FICA	368.25	14.00	.00	382.25
		Total Police	4,790.25	341.00	.00	5,131.25
100	2300	FIRE DEPT-MADISONV	5,941.20	1,935.75	37.75	7,914.70
100	2350	FIRE FICA/NON HAZA	80.00	.00	.00	80.00
		Total Fire	6,021.20	1,935.75	37.75	7,994.70
100	2400	RESTAURANT TAX	.00	.00	.00	.00
		Total Restaurant T	.00	.00	.00	.00
100	3300	TRANSPORTATION DEP	1,254.75	3.00	.00	1,257.75
		Total Transportati	1,254.75	3.00	.00	1,257.75
100	5000	CEMETERY DEPARTMEN	116.92	.00	.00	116.92
		Total Cemetery	116.92	.00	.00	116.92
100	7000	PARK DEPARTMENT	1,125.12	17.00	.00	1,142.12
100	7100	POOL EMPLOYEES	.00	.00	.00	.00
		Total Park	1,125.12	17.00	.00	1,142.12
190	3100	SANITATION DEPARTM	2,431.49	95.25	.00	2,526.74
		Total Sanitation	2,431.49	95.25	.00	2,526.74
190	3200	MAINTENANCE SHOP	337.50	11.25	.00	348.75
195	3200	MAINTENANCE GARAGE	.00	.00	.00	.00
		Total Maintenance	337.50	11.25	.00	348.75
200	1000	UTILITY OFFICE	914.79	8.25	.00	923.04
200	1001	METER READING	.00	.00	.00	.00
200	4500	LIGHT DISTRIBUTION	1,687.12	3.25	.00	1,690.37
		Total Utility Offi	2,601.91	11.50	.00	2,613.41
210	2000	WASTEWATER TREATME	686.46	3.50	.00	689.96
210	2001	WASTEWATER COLLECT	1,394.70	11.00	.00	1,405.70
		Total Wastewater T	2,081.16	14.50	.00	2,095.66
211	4600	FILTER DEPARTMENT	1,021.47	36.75	.00	1,058.22
211	4700	WATER DEPARTMENT	1,386.74	38.75	.00	1,425.49
		Total Water	2,408.21	75.50	.00	2,483.71
330	6000	MADISONVILLE SPORT	.00	.00	.00	.00
		Total Sports Comp	.00	.00	.00	.00
		Grand Totals	23,936.95	2,511.25	37.75	26,485.95

Madisonville Fire Department Monthly Report December 2025



INCIDENT TYPE	# INCIDENTS	
MEDICAL	127	
FIRE	41	
TOTAL	168	
# OVERLAPPING	% OVERLAPPING	
28	16.67%	
PRE-INCIDENT VALUE	LOSSES	
\$116,800.00	\$81,700.00	
DISPATCH TO RESPONDING (AVG: 1 min 58 sec)		
	MEDICAL	FIRE
Station #1	2 min 1 sec	1 min 57 sec
Station #2	2 min 2 sec	2 min 37 sec
Station #3	1 min 42 sec	2 min 00 sec
Station #4	1 min 47 sec	2 min 28 sec
DISPATCH TO ARRIVAL (AVG: 5 min 5 sec)		
	MEDICAL	FIRE
Station #1	4 min 58 sec	4 min 29 sec
Station #2	5 min 17 sec	6 min 44 sec
Station #3	5 min 26 sec	5 min 36 sec
Station #4	5 min 50 sec	5 min 54 sec
AVERAGE TIME ON SCENE	Monthly Training Hours	
21 min 39 sec	447 hrs	
INSPECTIONS		
Pre-Incident Inspections	0	
Fire Prevention Inspections	27	
Code Enforcement Cases	63	
COMMUNITY OUTREACH		
Community Programs	2	
Smoke Alarms Issued	0	
Adult Contacts	452	
Child Contacts	328	

Madisonville Fire Department Incident Breakdown by Type December 2025



MAJOR INCIDENT TYPE	# INCIDENTS	% of TOTAL
Fires	3	1.79%
Rescue & Emergency Medical Service	127	75.60%
Hazardous Condition (No Fire)	9	5.36%
Service Call	10	5.95%
Good Intent Call	9	5.36%
False Alarm & False Call	10	5.95%
TOTAL	168	100.00%

Madisonville Fire Department Incident Breakdown by Type December 2025



INCIDENT TYPE	# INCIDENTS	% of TOTAL
111 - Building fire	2	1.19%
131 - Passenger vehicle fire	1	0.6%
311 - Medical assist, assist EMS crew	112	66.67%
322 - Motor vehicle accident with injuries	9	5.36%
324 - Motor vehicle accident with no injuries.	6	3.57%
412 - Gas leak (natural gas or LPG)	7	4.17%
424 - Carbon monoxide incident	1	0.6%
460 - Accident, potential accident, other	1	0.6%
500 - Service Call, other	2	1.19%
554 - Assist invalid	7	4.17%
561 - Unauthorized burning	1	0.6%
611 - Dispatched & cancelled en route	6	3.57%
622 - No incident found on arrival at dispatch address	1	0.6%
651 - Smoke scare, odor of smoke	1	0.6%
671 - HazMat release investigation w/no HazMat	1	0.6%
731 - Sprinkler activation due to malfunction	1	0.6%
733 - Smoke detector activation due to malfunction	2	1.19%
740 - Unintentional transmission of alarm, other	1	0.6%
745 - Alarm system activation, no fire - unintentional	5	2.98%
746 - Carbon monoxide detector activation, no CO	1	0.6%
TOTAL INCIDENTS:	168	100%

Madisonville Fire Department Yearly Report 2025



INCIDENT TYPE	# INCIDENTS	
MEDICAL	1140	
FIRE	550	
TOTAL	1690	
# OVERLAPPING	% OVERLAPPING	
267	16%	
PRE-INCIDENT VALUE	LOSSES	
\$4,960,150.00	\$1,888,300.00	
DISPATCH TO RESPONDING (AVG: 0:01:54)		
	MEDICAL	FIRE
Station #1	1 min 52 sec	2 min 10 sec
Station #2	1 min 52 sec	2 min 05 sec
Station #3	1 min 37 sec	2 min 12 sec
Station #4	1 min 54 sec	1 min 59 sec
DISPATCH TO ARRIVAL (AVG: 0:05:08)		
	MEDICAL	FIRE
Station #1	4 min 47 sec	4 min 54 sec
Station #2	4 min 50 sec	4 min 59 sec
Station #3	5 min 21 sec	6 min 15 sec
Station #4	6 min 9 sec	6 min 03 sec
AVERAGE TIME ON SCENE	Monthly Training Hours	
19 min 52 sec	16,042 hrs	
INSPECTIONS		
Pre-Incident Inspections	532	
Fire Prevention Inspections	319	
Code Enforcement Cases	2998	
COMMUNITY OUTREACH		
Community Programs	149	
Smoke Alarms Issued	11	
Adult Contacts	16,940	
Children Contacts	16,056	

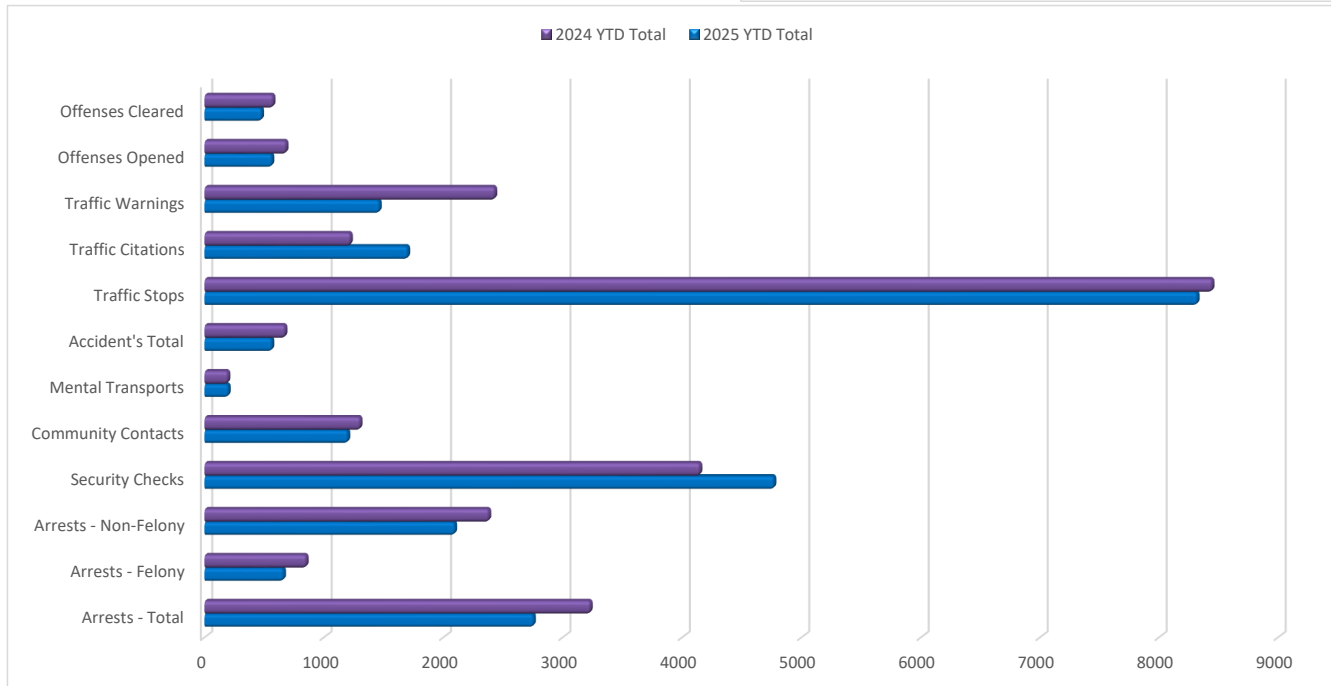
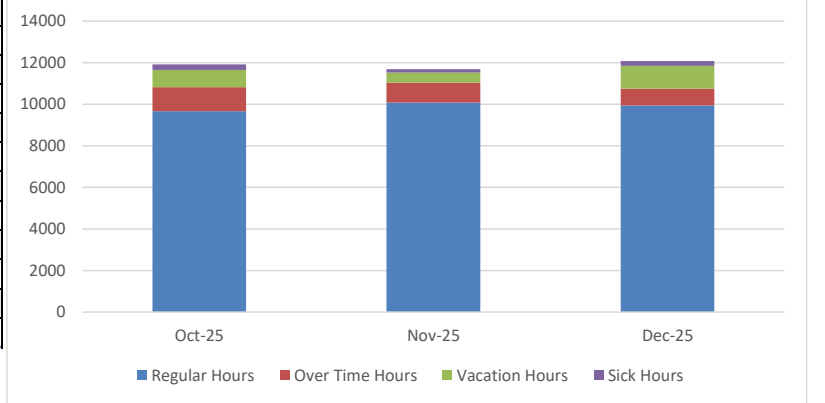


Council Report

Jan, 2026



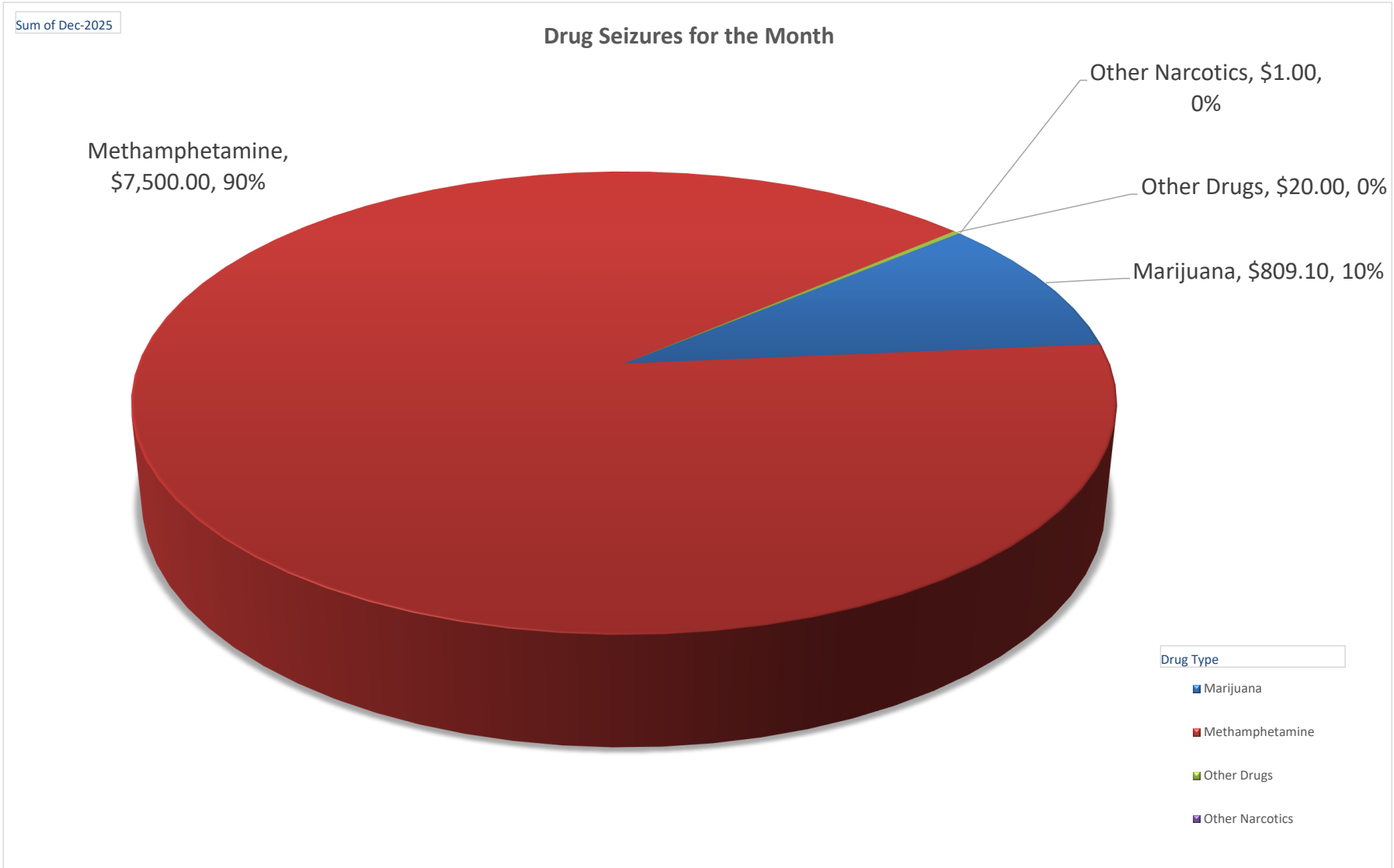
Type	Dec-25	Dec-24	2025 YTD Total	2024 YTD Total	Man Hours	Oct-25	Nov-25	Dec-25	Totals
Calls - Total Responses	3245	3409	41684	46508	Regular Hours	9660	10084	9945.75	29690.22
Arrests - Total	152	185	2753	3229	Over Time Hours	1162	958.75	800.5	2921.25
Arrests - Felony	30	42	660	850	Vacation Hours	831.8	481.53	1107	2420.33
Arrests - Non-Felony	122	143	2093	2379	Sick Hours	263.8	156.25	222.5	642.55
Security Checks	488	127	4767	4147					
Community Contacts	102	94	1198	1301					
Mental Transports	32	8	197	194					
Accident's Total	45	60	562	672					
Traffic Stops	476	605	8319	8444					
Traffic Citations	71	90	1700	1220					
Traffic Warnings	35	217	1462	2429					
Offenses Opened	25	44	562	681					
Offenses Cleared	17	35	476	572					
Stolen/Lost Property Value	\$ 15,328.48	\$ 24,475.98	\$163,815.62	\$557,434.50					
Recovered Property Value	\$ 2,400.00	\$ 575.98	\$77,658.23	\$70,342.52					
Average Response Time	4.28 Mins	4.21 Mins	4.04 Mins	4.03 Mins					





Council Report

Jan, 2026



Total Seizures/Month \$ 8,330.10

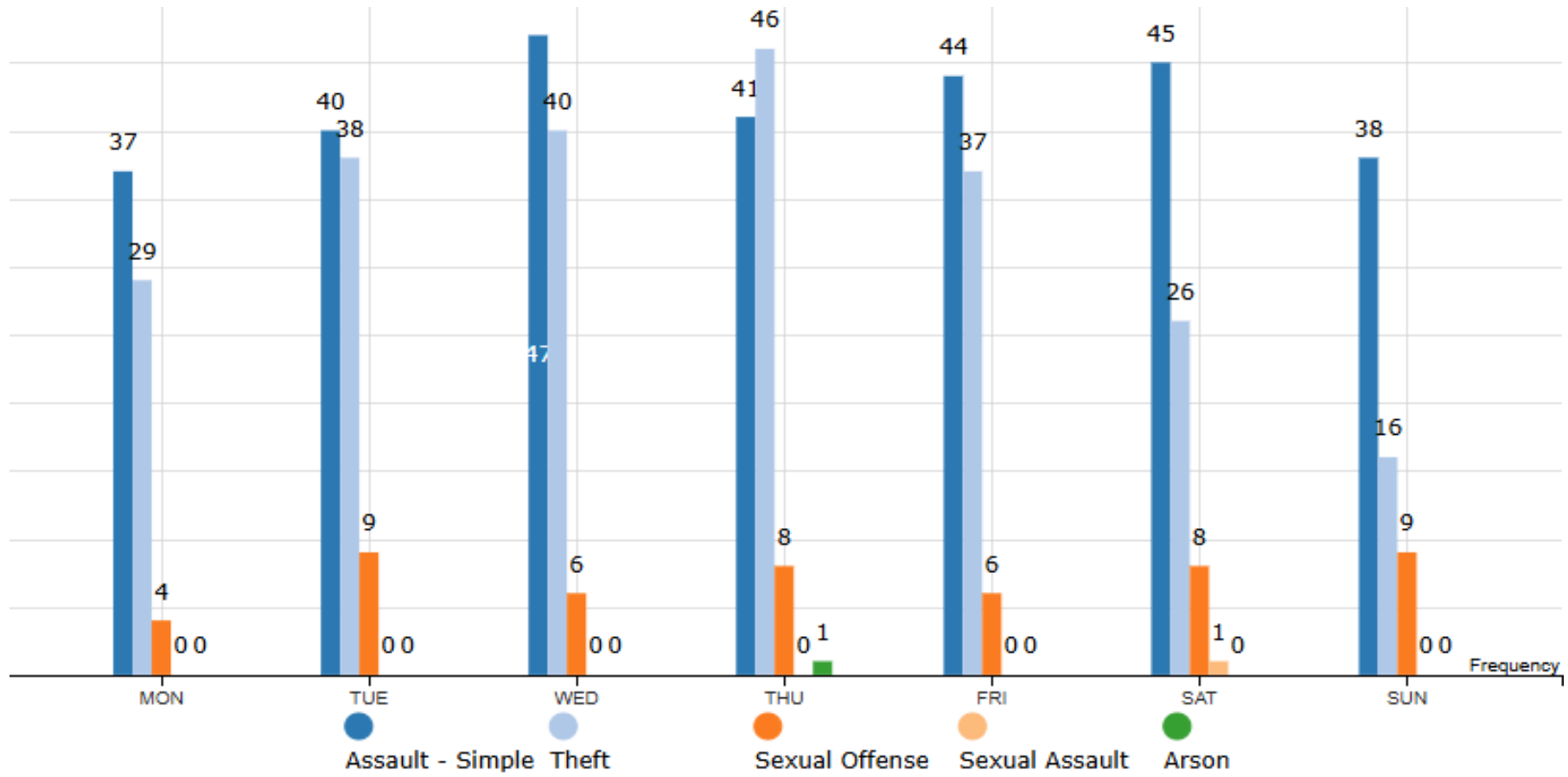


Council Report

Jan, 2026



Part 1 Crimes by Day of Week
YTD

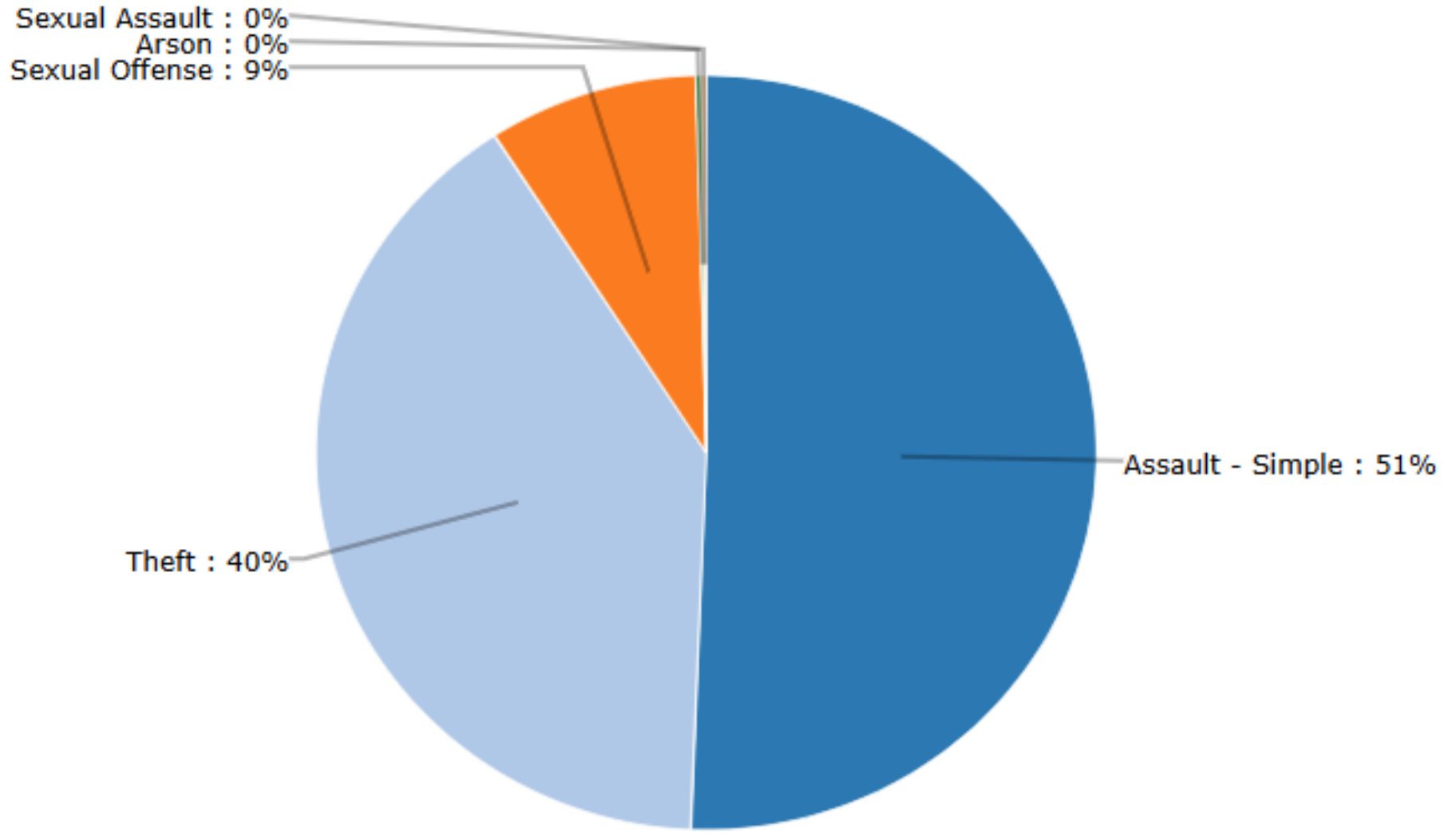




Council Report Jan, 2026



Part 1 Crimes
YTD



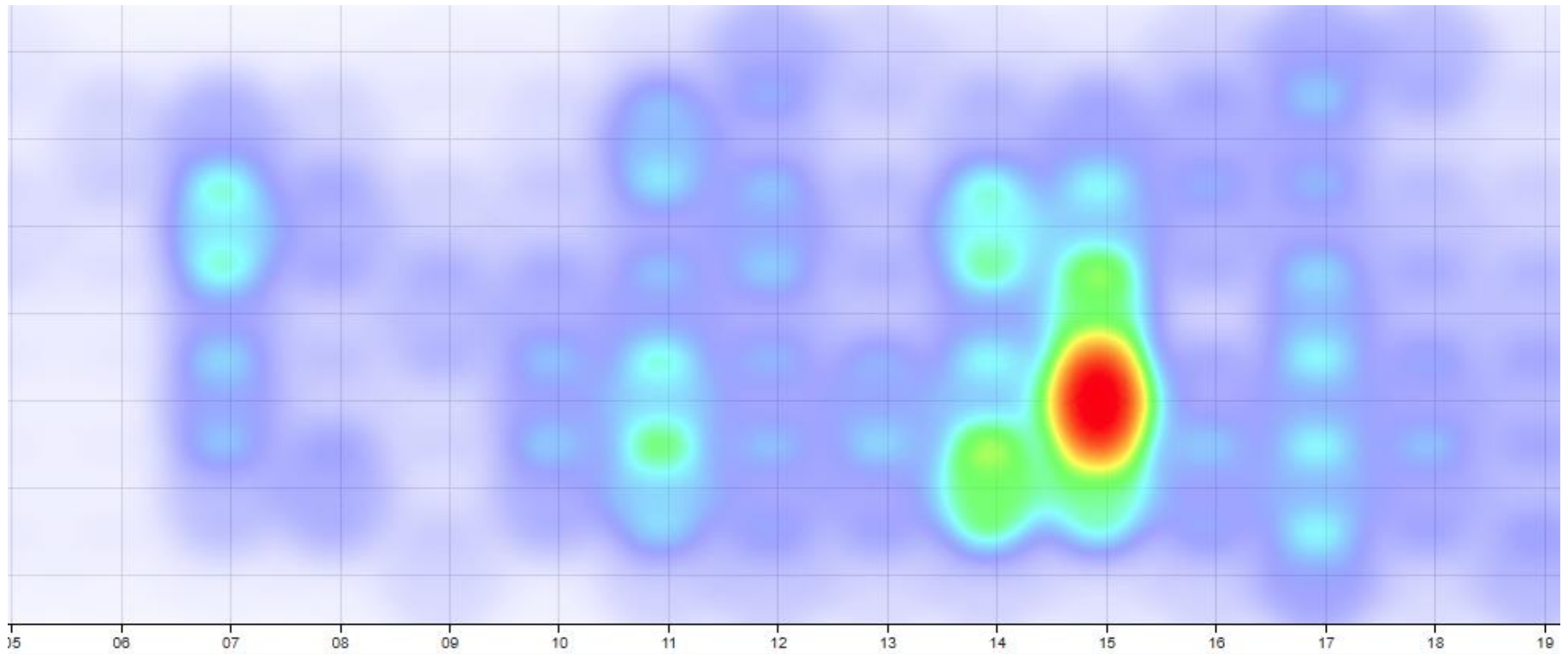


Council Report

Jan, 2026



Traffic Accident Highest Times
YTD



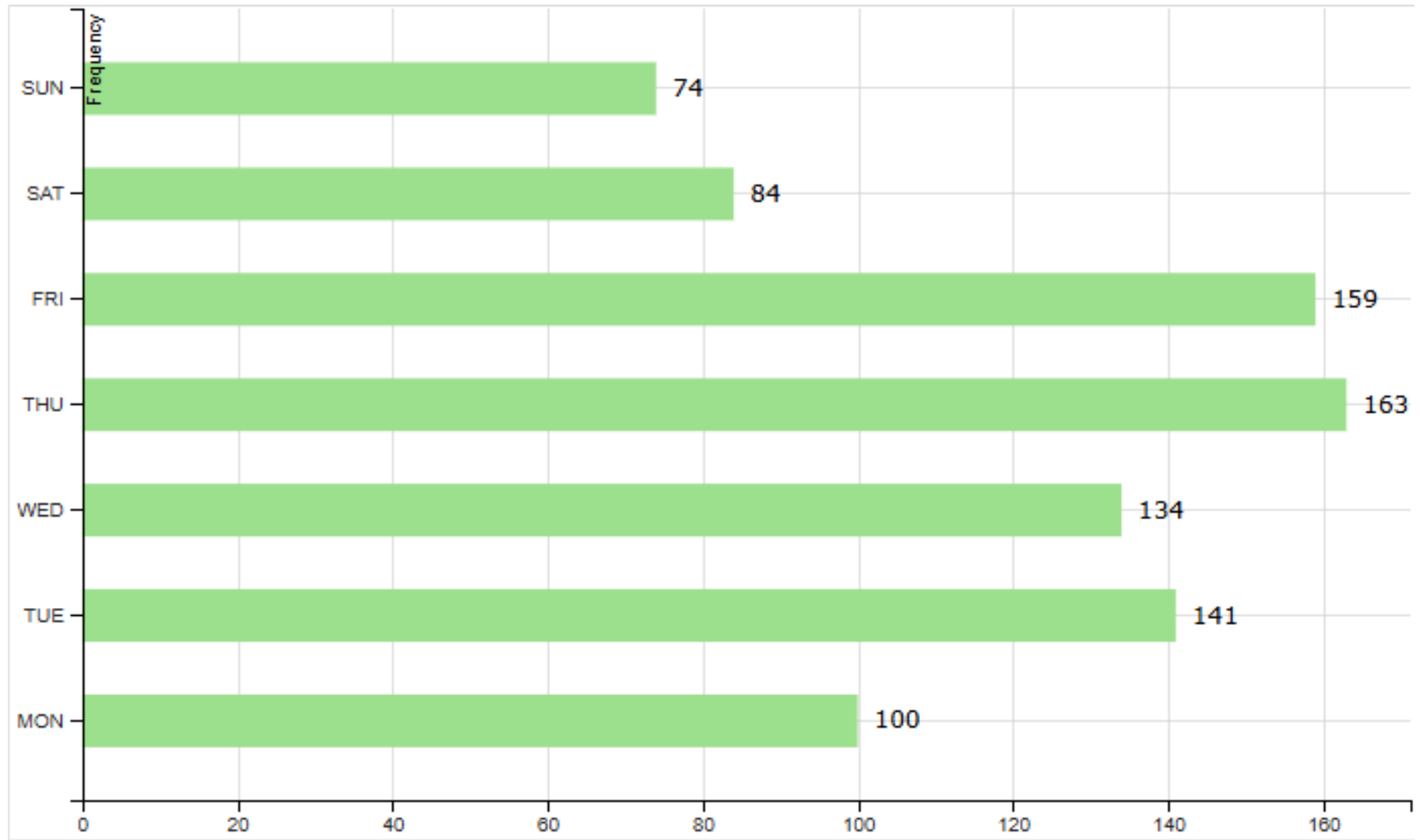


Council Report

Jan, 2026



Traffic Accidents by Day of Week
YTD



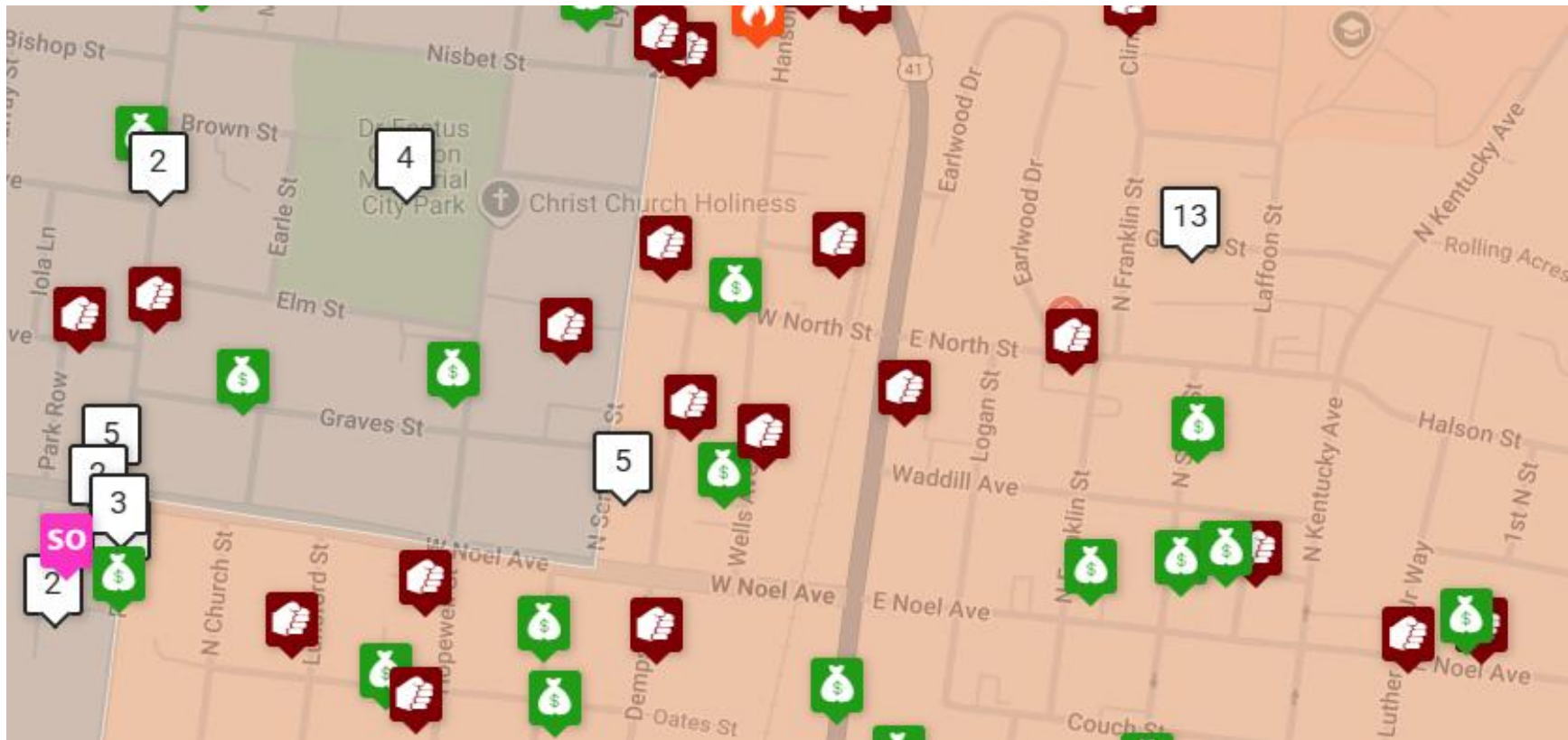


Council Report

Jan, 2026



Part 1 Crimes Highest Density
YTD





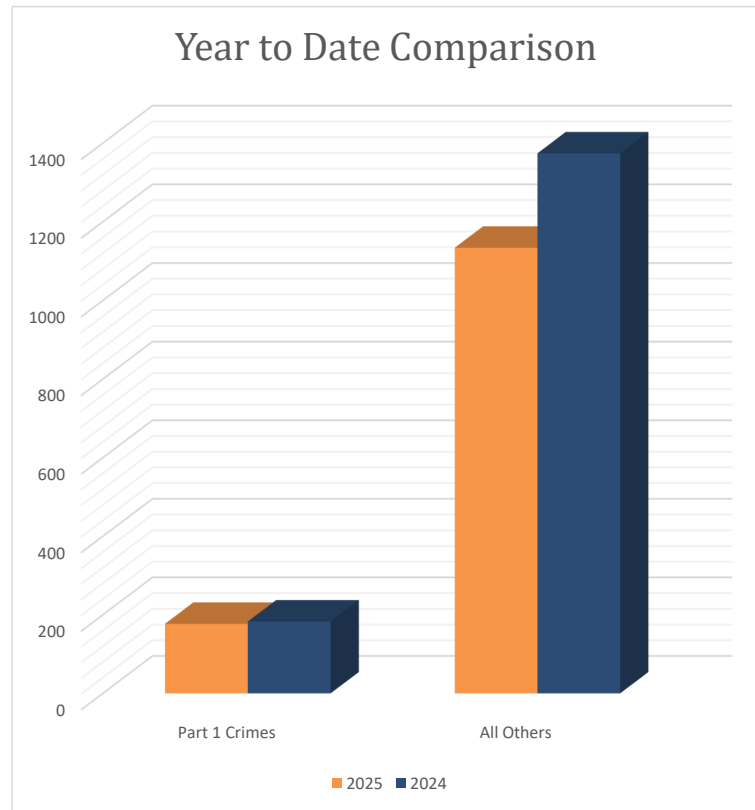
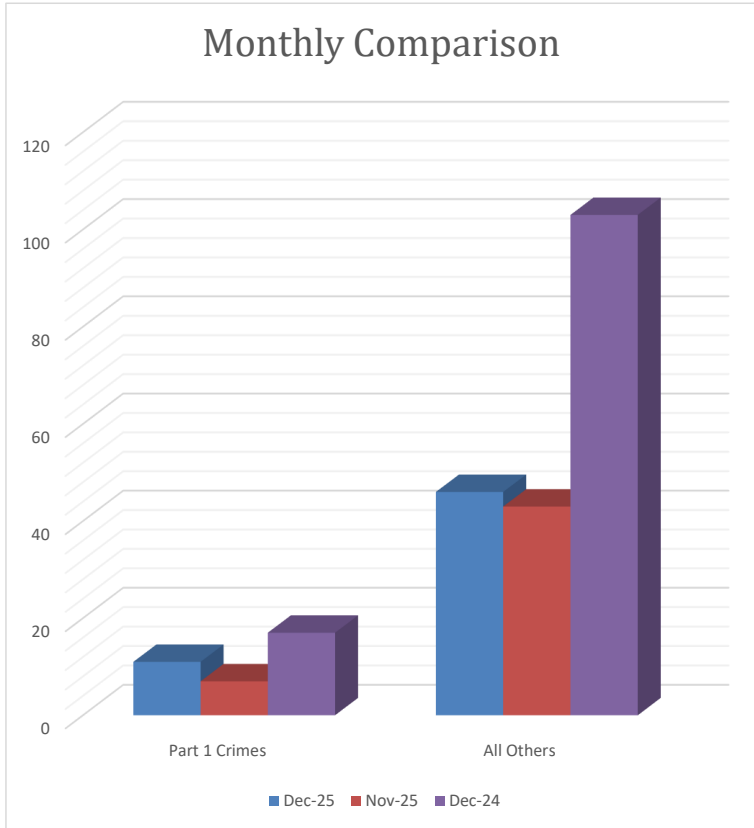
Council Report

Jan, 2026



Crime Statistics Comparison

	Calendar Year to Date							
	Dec-25	Nov-25	Difference	Dec-24	Difference	2025	2024	Difference
Part 1 Crimes	11	7	57%	17	-35%	177	183	-3%
All Others	46	43	7%	103	-55%	1134	1374	-17%
Total	57	50	14%	120	-53%	1311	1557	-16%



ZONING & PERMIT OFFICE

MONTHLY ACTIVITY REPORT

December 2025

BUILDING PERMITS	CONSTRUCTION COST	# PERMITS ISSUED	FEES CHARGED
<i>Type of Construction</i>			
New Residential/SFD	\$410,000	2	671.12
Duplex	\$4,397,600	16	4,442.00
Multi-Family	\$0	0	0.00
Residential Addition	\$40,000	1	127.00
Residential Accessory	\$0	0	0.00
Residential Alteration	\$0	0	0.00
New Commercial	\$202,400	1	369.00
Commercial Addition	\$0	0	0.00
Commercial Accessory	\$455,000	3	921.00
Commercial Alteration	\$0	0	0.00
New Industrial	\$0	0	0.00
Industrial Additon	\$0	0	0.00
Industrial Accessory	\$0	0	0.00
Industrial Alteration	\$0	0	0.00
Other	\$0	0	0.00
TOTAL BUILDILNG PERMITS	\$5,505,000	23	\$6,530.12

SIGN PERMITS	# PERMITS ISSUED	FEES CHARGED
	0	\$0.00
<i>Name</i>	<i>Location</i>	

DEMOLITION PERMITS	# PERMITS ISSUED	FEES CHARGED
	1	\$25.00
<i>Name</i>	<i>Location</i>	
Ronald Johnson & Associates/Steve Pleasant Excavating	124 E Arch St, 44 and 52 N Franklin St (Od Boggess Bld)	

HVAC PERMITS	# PERMITS ISSUED	FEES CHARGED
	0	\$0.00
<i>Name</i>	<i>Location</i>	

CHANGE OF USE PERMITS	# PERMITS ISSUED	FEES CHARGED
	0	\$0.00
<i>Name</i>	<i>Location</i>	

ZONING MAP/TEXT AMENDMENTS	# PERMITS ISSUED	FEES CHARGED
	0	\$0.00
<i>Name</i>	<i>Location</i>	

ZONING COMPLIANCE REQUESTS	# PERMITS ISSUED	FEES CHARGED
	0	\$0.00
<i>Name</i>	<i>Location</i>	

		# PERMITS ISSUED	FEE'S CHARGED
DIMENSIONAL VARIANCE		1	\$100.00
<i>Name</i>	<i>Location</i>		
Robinson Outdoor, LLC	1822 North Main St(SW Corner of N Main & Island Ford)		
CONDITIONAL USE		1	\$100.00
<i>Name</i>	<i>Location</i>		
ADPULSE LLC	1096 North Main St		
UTILITY REQUESTS		0	\$0.00
<i>Name</i>	<i>Location</i>		
MISCELLANEOUS/ADDITIONAL FEES		0	\$0.00
<i>Name</i>	<i>Location</i>		
COA'S (Historic District Commission)		0	N/A
<i>Name</i>	<i>Location</i>		
SPECIAL USE PERMITS (Outside Sales)		0	N/A
<i>Name</i>	<i>Location</i>		
MOBILE FOOD VENDOR PERMIT		0	\$0.00
<i>Name</i>	<i>Location</i>		
ACTIVITY TOTAL FOR THE MONTH		26	\$6,755.12

*Fees Waived for 0 Permit # --per City of Madisonville.

**Fee Waived for --per City of Madisonville.

ZONING & PERMIT OFFICE

YEAR TO DATE ACTIVITY REPORT

January - December 2025

BUILDING PERMITS	CONSTRUCTION COST	# PERMITS ISSUED	FEES CHARGED
Type of Construction			
New Residential/SFD	\$3,095,120	10	\$3,528.40
Duplex	\$4,397,600	16	\$4,442.00
Multi-Family	\$2,182,000	3	\$2,931.00
Residential Addition	\$601,000	21	\$1,992.88
Residential Accessory	\$1,055,480	48	\$3,133.88
Residential Alteration	\$433,000	9	\$1,528.80
New Commercial	\$57,891,400	10	\$9,606.00
Commercial Addition	\$113,000	4	\$690.00
Commercial Accessory	\$2,403,049	12	\$2,680.16
Commercial Alteration	\$18,950,781	35	\$25,013.76
New Industrial	\$0	0	\$0.00
Industrial Additon	\$0	0	\$0.00
Industrial Accessory	\$0	0	\$0.00
Industrial Alteration	\$0	0	\$0.00
Other	\$0	0	\$0.00
TOTAL BUILDILNG PERMITS	\$91,122,430	168	\$55,546.88

SIGN PERMITS	22	\$1,450.00
---------------------	-----------	-------------------

DEMOLITION PERMITS	17	\$220.00
---------------------------	-----------	-----------------

HVAC PERMITS	34	\$11,995.00
---------------------	-----------	--------------------

CHANGE OF USE PERMITS	0	\$0.00
------------------------------	----------	---------------

ZONING MAP/TEXT AMENDMENTS	3	\$750.00
-----------------------------------	----------	-----------------

ZONING COMPLIANCE REQUESTS	0	\$0.00
-----------------------------------	----------	---------------

DIMENSIONAL VARIANCE	6	\$600.00
-----------------------------	----------	-----------------

CONDITIONAL USE	7	\$700.00
------------------------	----------	-----------------

UTILITY REQUESTS	1	\$50.00
-------------------------	----------	----------------

MISCELLANEOUS/ADDITIONAL FEES	7	\$2,135.00
--------------------------------------	----------	-------------------

COA'S (Historic District Commission)	5	N/A
---	----------	------------

SPECIAL USE PERMITS (Outside Sales)	0	N/A
--	----------	------------

MOBILE FOOD VENDOR PERMIT	41	\$4,100.00
----------------------------------	-----------	-------------------

ACTIVITY TOTAL FOR THE MONTH	311	\$77,546.88
-------------------------------------	------------	--------------------

ZONING & PERMIT OFFICE

YTD ACTIVITY REPORT

PREVIOUS YEAR COMPARISON

JANUARY - DECEMBER 2025

BUILDING PERMITS	Const. Cost	# Permits Issued	Fees
Type of Construction			
New Residential/SFD	\$3,095,120	10	\$3,528.40
Duplex	\$4,397,600	16	\$4,442.00
Multi-Family	\$2,182,000	3	\$2,931.00
Residential Addition	\$601,000	21	\$1,992.88
Residential Accessory	\$1,055,480	48	\$3,133.88
Residential Alteration	\$433,000	9	\$1,528.80
New Commercial	\$57,891,400	10	\$9,606.00
Commercial Addition	\$113,000	4	\$690.00
Commercial Accessory	\$2,403,049	12	\$2,680.16
Commercial Alteration	\$18,950,781	35	\$25,013.76
New Industrial	\$0	0	\$0.00
Industrial Addition	\$0	0	\$0.00
Industrial Accessory	\$0	0	\$0.00
Industrial Alteration	\$0	0	\$0.00
Other	\$0	0	\$0.00
TOTAL BUILDING PERMITS	\$91,122,430	168	\$55,546.88

JANUARY - DECEMBER 2024

Const. Cost	# Permits Issued	Fees
\$5,845,000	26	\$8,167.00
\$500,000	2	\$658.00
\$0	0	\$0.00
\$777,200	31	\$2,830.00
\$1,141,052	63	\$3,468.00
\$325,000	6	\$929.00
\$18,515,991	10	\$14,821.00
\$493,243	4	\$574.00
\$761,450	9	\$2,647.00
\$1,818,800	26	\$5,962.00
\$0	0	\$0.00
\$0	0	\$0.00
\$700	1	\$133.00
\$0	0	\$0.00
\$0	0	\$0.00
\$30,178,436	178	\$40,189.00

SIGN PERMITS	22	\$1,450
---------------------	-----------	----------------

41	\$3,375
-----------	----------------

DEMOLITION PERMITS	17	\$195
---------------------------	-----------	--------------

16	\$110
-----------	--------------

HVAC PERMITS	34	\$11,995
---------------------	-----------	-----------------

43	\$11,640
-----------	-----------------

CHANGE OF USE PERMITS	0	\$0
------------------------------	----------	------------

0	\$0
----------	------------

ZONING MAP /TEXT AMENDMENTS	3	\$750
------------------------------------	----------	--------------

6	\$1,250
----------	----------------

ZONING COMPLIANCE REQUESTS	0	\$0
-----------------------------------	----------	------------

3	\$75
----------	-------------

DIMENSIONAL VARIANCE PERMITS	6	\$600
-------------------------------------	----------	--------------

3	\$200
----------	--------------

CONDITIONAL USE PERMITS	7	\$700
--------------------------------	----------	--------------

8	\$800
----------	--------------

UTILITY REQUESTS	1	\$50
-------------------------	----------	-------------

2	\$100
----------	--------------

MISCELLANEOUS/ADDITIONAL FEES	7	\$2,135
--------------------------------------	----------	----------------

4	\$1,210
----------	----------------

COA's (Historic District Commission)	5	N/A
---	----------	------------

9	N/A
----------	------------

SPECIAL USE PERMITS (Outside Sales)	0	N/A
--	----------	------------

1	N/A
----------	------------

MOBILE FOOD VENDOR PERMIT	41	\$4,100
----------------------------------	-----------	----------------

36	\$3,600
-----------	----------------

YEAR TO DATE TOTAL	311	\$77,521.88
---------------------------	------------	--------------------

350	\$62,549
------------	-----------------

Prepared by: Bonnie Smith, Zoning Administrative Secretary

**CITY OF MADISONVILLE
BUILDING PERMIT MONTHLY REPORT**

December 2025

Permit #	Issued	Construciton Address	Owner	Contractor	Construction Type	Proposed Use	Permit Fee	Construction Cost	Square Feet
7699	12/2/2025	35 Harper Lane Community Building #1	Wabuck Devolopment	Clayton Watkins Construction	New Commercial	Community Building	\$369	\$202,400	1489
7700	12/2/2025	43/41 Harper Lane Building #2	Wabuck Devolopment	Clayton Watkins Construction	Duplex	Two Family Dwelling	\$330	\$368,000	2559
7701	12/2/2025	49/51 Harper Lane Building #3	Wabuck Devolopment	Clayton Watkins Construction	Duplex	Two Family Dwelling	\$283	\$285,200	1980
7702	12/2/2025	57/59 Harper Lane Building #4	Wabuck Devolopment	Clayton Watkins Construction	Duplex	Two Family Dwelling	\$283	\$285,200	1980
7703	12/2/2025	65/67 Harper Lane Building #5	Wabuck Devolopment	Clayton Watkins Construction	Duplex	Two Family Dwelling	\$283	\$285,200	1980
7704	12/2/2025	73/75 Harper Lane Building #6	Wabuck Devolopment	Clayton Watkins Construction	Duplex	Two Family Dwelling	\$283	\$285,200	1980
7705	12/2/2025	81/83 Harper Lane Building #7	Wabuck Devolopment	Clayton Watkins Construction	Duplex	Two Family Dwelling	\$238	\$202,400	1416
7706	12/2/2025	89/91 Harper Lane Building #8	Wabuck Devolopment	Clayton Watkins Construction	Duplex	Two Family Dwelling	\$238	\$202,400	1416
7707	12/2/2025	93/95 Harper Lane Building #9	Wabuck Devolopment	Clayton Watkins Construction	Duplex	Two Family Dwelling	\$238	\$202,400	1416
7708	12/2/2025	85/87 Harper Lane Building #10	Wabuck Devolopment	Clayton Watkins Construction	Duplex	Two Family Dwelling	\$238	\$202,400	1416
7709	12/2/2025	77/79 Harper Lane Building #11	Wabuck Devolopment	Clayton Watkins Construction	Duplex	Two Family Dwelling	\$283	\$285,200	1980
7710	12/2/2025	69/71 Harper Lane Building #12	Wabuck Devolopment	Clayton Watkins Construction	Duplex	Two Family Dwelling	\$283	\$285,200	1980
7711	12/2/2025	61/63 Harper Lane Building #13	Wabuck Devolopment	Clayton Watkins Construction	Duplex	Two Family Dwelling	\$283	\$285,200	1980
7712	12/2/2025	53/55 Harper Lane Building #14	Wabuck Devolopment	Clayton Watkins Construction	Duplex	Two Family Dwelling	\$283	\$285,200	1980
7713	12/2/2025	45/47 Harper Lane Building #15	Wabuck Devolopment	Clayton Watkins Construction	Duplex	Two Family Dwelling	\$283	\$285,200	1980

**CITY OF MADISONVILLE
BUILDING PERMIT MONTHLY REPORT**

December 2025

Permit #	Issued	Construcion Address	Owner	Contractor	Construction Type	Proposed Use	Permit Fee	Construction Cost	Square Feet
7714	12/2/2025	37/39 Harper Lane Building #16	Wabuck Devolopment	Clayton Watkins Construction	Duplex	Two Family Dwelling	\$283	\$285,200	1980
7715	12/2/2025	101/103 Harper Lane Building #17	Wabuck Devolopment	Clayton Watkins Construction	Duplex	Two Family Dwelling	\$330	\$368,000	2559
7716	12/9/2025	1262 Nobility Drive	Chester Pleasant	Chester Pleasant /Pleasant Const.	New Residential	Single Family Dwelling	\$319.96	\$200,000	2437
7717	12/10/2025	1018 Grapevine Road	Elisha Laroche	Chester Pleasant /Pleasant Const.	New Residential	Single Family Dwelling	\$351.16	\$210,000	2827
7718	12/8/2025	1950 Grampian Hills Drive	Ben Baldwin	Garrigan Building	Residential Addition	Porch	\$127	\$40,000	960
7719	12/8/2025	800 East Center Street	Ideal Properties LLC	Amteck	Commercial Accessory	Charging Stations	\$250	\$255,000	3000
7720	12/15/2025	1115 East Center Street (Ideal Market)	Sisabro LLC	Hinderliter Construction	Commercial Accessory	Fuel Canopy	\$461	\$140,000	5133
7721	12/17/2025	39 South Church Street	Axis 71 Properties	Blanchard Const. /Tim Blanchard	Commercial Accessory	Storage	\$210	\$60,000	2000
					Totals	23	\$6,530.12	\$5,505,000	

START-DT	NAME	DBA
12/01/25	TT OF MADISONVILLE, INC WEST PALM BEACH 505 S FLAGLER DR STE 1400 FL 33401	TOYOTA OF MADISONVILLE
12/07/25	JAMIE HAYES SLAUGHTERS 474 DAISY DR KY 42456	SOLA COFFEE COMPANY
12/03/25	PAUL DWYER CENTRAL CITY 1101 FRONT ST KY 42330	P & S HOME IMPROVEMENTS
12/05/25	RITA HEDGES MADISONVILLE 640 OFFUTT ROAD KY 42431	HIDDEN GEM BOUTIQUE
12/05/25	JOE L FORD GREENVILLE 309 KENWOOD LN KY 42345	FORD COMMUNICATIONS
12/05/25	LACY GOFF MADISONVILLE 6305 HOPKINSVILLE RD KY 42431	DBA KOSMEO CLEANING
12/05/25	HOUSTON CRICK MANITOU 455 SHEPHERD LN KY 42436	CRICK HOME SERVICES LLC
12/05/25	MINDY HERRAN PRINCETON 1485 DAWSON RD KY 42445	TIMBER & TWINE
12/01/25	LINDA BARNES CLEANING LLC SOMERSET PO BOX 247 KY 42502	C/O BAKER TAX SERVICES
12/12/25	TERRACELAND CATTLE CO MANITOU 320 BLOCKHOUSE LN KY 42436	DBA OUTNUMBERED ACRES SHETLAND WOOL
12/16/25	CARRIE DURBAN MADISONVILLE 234 RUSH LN KY 42431	THE VINE BOUTIQUE
12/23/25	CHRISTOPHER SMITH MADISONVILLE 208 SPICER AVE KY 42431	CHRIS SMITH CONSTRUCTION
12/04/25	MARCUS PARKER MADISONVILLE 106 TOWNHOUSE DR KY 42431	

**CITY OF MADISONVILLE
RESOLUTION 2026-1**

RESOLUTION TO DECLARE BUBBLE BUDDIES GOLF CARTS AS SURPLUS PROPERTY

WHEREAS, the City of Madisonville Mahr Park owns two Bubble Buddies Golf Carts that are no longer being used.

WHEREAS, the City of Madisonville requests to dispose of the Bubble Buddies Golf Carts.

NOW THEREFORE, BE IT RESOLVED AS FOLLOWS: The two Bubble Buddies Golf Carts are now declared as surplus property and the City is authorized to dispose of the carts by means according to KRS 82.083.

**CITY OF MADISONVILLE
MUNICIPAL ORDER NO. 2026-01**

IN RE: RE-APPOINTMENT OF GLENDA SEATON TO TOURISM ADVISORY BOARD

IT SHALL BE AND HEREBY IS ORDERED BY THE CITY COUNCIL OF THE CITY OF MADISONVILLE, KENTUCY AS FOLLOWS:

1. That Glenda Seaton shall be, and hereby is, re-appointed to the Tourism Advisory Board.
2. That the term of Glenda Seaton shall end on December 31, 2026.
3. That Glenda Seaton shall serve in accordance with the Laws of the United States and Commonwealth of Kentucky, and the ordinances of the City of Madisonville.
4. That this order shall become effective upon adoption by City Council.

This the 20th of January 2026.

Kevin Cotton, Mayor

ATTEST:

Kim Blue, City Clerk

CITY OF MADISONVILLE
OFFICE OF THE MAYOR
EXECUTIVE ORDER 2026-1

**EXECUTIVE ORDER RELATING TO THE APPOINTMENT
OF CITY COUNCIL COMMITTEE ASSIGNMENTS**

KNOWN ALL MEN BY THESE PRESENTS:

That I, Kevin Cotton, Mayor of the City of Madisonville, Kentucky, pursuant to the authority vested in me by applicable law, **DO HEREBY ORDER** as follows:

1) The following City Council Committee Assignments are hereby made:

Budget & Finance

Frank Stevenson, Chair
Marvin Hightower
Larry Noffsinger

Parks & Recreation

Larry Noffsinger, Chair
Marvin Hightower
Misty Cavanaugh

Property & Risk Management

Misty Cavanaugh, Chair
Adam Townsend
Glenda Wade

Public Safety

Adam Townsend, Chair
Marvin Hightower
Larry Noffsinger

Economic Development

Frank Stevenson, Chair
Marvin Hightower
Adam Townsend

Utilities/Transportation/Engineering

Misty Cavanaugh, Chair
Glenda Wade
Frank Stevenson

Annexation & Zoning

Frank Stevenson, Chair
Misty Cavanaugh
Larry Noffsinger

Tourism

Adam Townsend, Chair
Larry Noffsinger
Frank Stevenson

Airport

Larry Noffsinger, Chair
Glenda Wade
Frank Stevenson

2) That the term of each committee member shall be for a period of one (1) year commencing on 1st day of January, 2026 and continuing through December 31st; and

3) That each committee member shall serve in accordance with the Laws of the United States of America and the Commonwealth of Kentucky, and the ordinances of the City of Madisonville.